

## Features

- InGaN TECHNOLOGY
- HIGH POWER OUTPUT
- NARROW VIEW ANGLE FOR MAXIMUM LIGHT OUTPUT

## PRELIMINARY

## Absolute Maximum Ratings at T<sub>A</sub>=25°C

REVERSE VOLTAGE (<math><50 \mu A</math>)	5.0V
D.C. FORWARD CURRENT	20mA
PULSE CURRENT (1/10 DUTY CYCLE, 0.1 ms PULSE WIDTH)	100 mA
OPERATING TEMPERATURE RANGE	-25°C TO +85°C
STORAGE TEMPERATURE RANGE	-25°C TO +100°C
LEAD SOLDERING TEMP. (1.6mm FROM BODY)	260°C FOR 5 SEC.
ELECTROSTATIC DISCHARGE THRESHOLD (HBM)	1000 V

## Precautions:

These products are sensitive to static electricity; high standard of care must be fully taken when handling them. Particularly if an over-voltage that exceeds the Absolute Maximum Rating of these products were applied, the overflow energy will cause damage to and possibly result in destruction of these products. Buyer shall take absolute secure countermeasures against static electricity and surge when handling these products.



## Electrical/optical characteristics at T<sub>A</sub>=25°C

PART NUMBER	LED CHIP		LENS COLOR	WAVELENGTH TYP. I <sub>f</sub> @20mA (nm)	FORWARD VOLTAGE @20mA(V)		LUMINOUS INTENSITY @20mA(mcd)		VIEW ANGLE 2θ <sub>1/2</sub> (deg)
	MATERIAL	EMITTING COLOR			TYP.	MAX.	MIN.	TYP.	
LT9C23-89-URC3	InGaN	TRUE GREEN	W.C.	525 ± 10	3.6	4.0	2200	3700	15

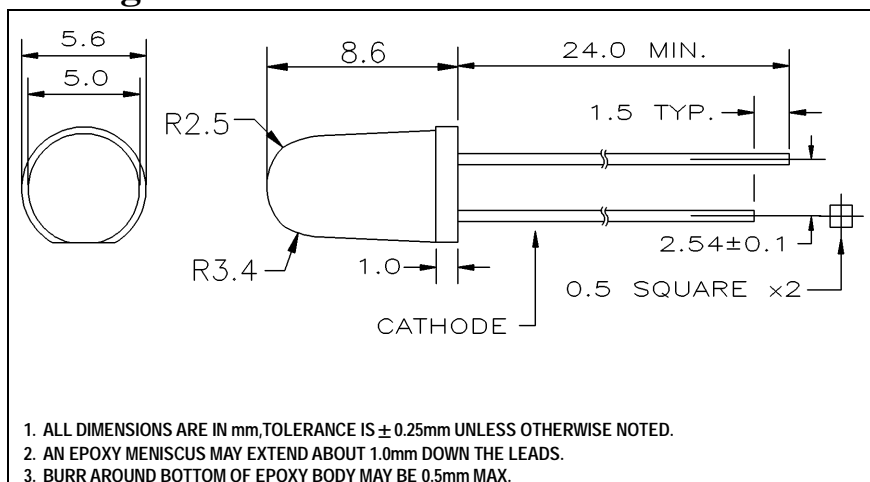
(1) LENS COLOR

W.C....WATER CLEAR

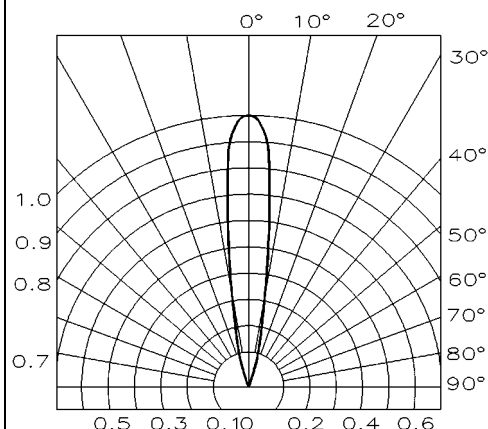
(2) SPECIFICATIONS ARE SUBJECT TO CHANGE WITHOUT NOTICE.

(3) ALL ABOVE COMPONENTS ARE CONSIDERED. DEVIATIONS FROM STATED SPECIFICATIONS WILL REQUIRE A NEW PART NUMBER BE ASSIGNED.

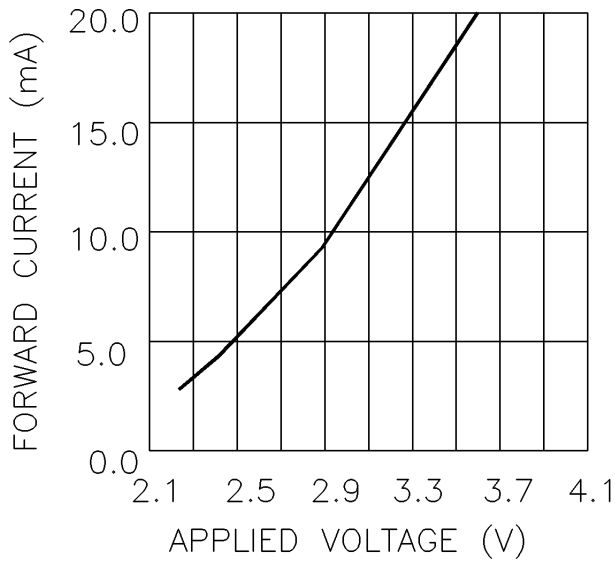
## Package Dimensions



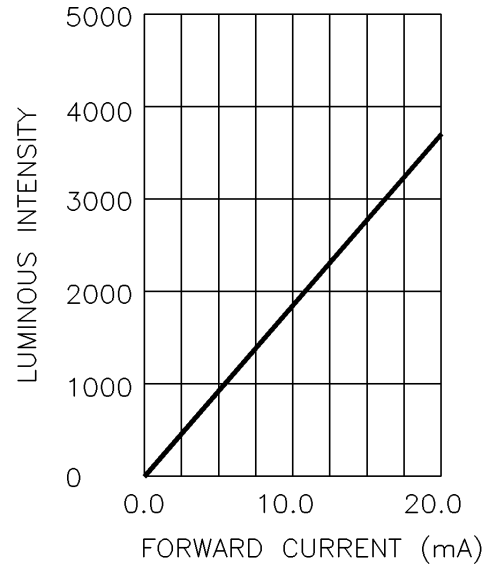
## Radiation Pattern



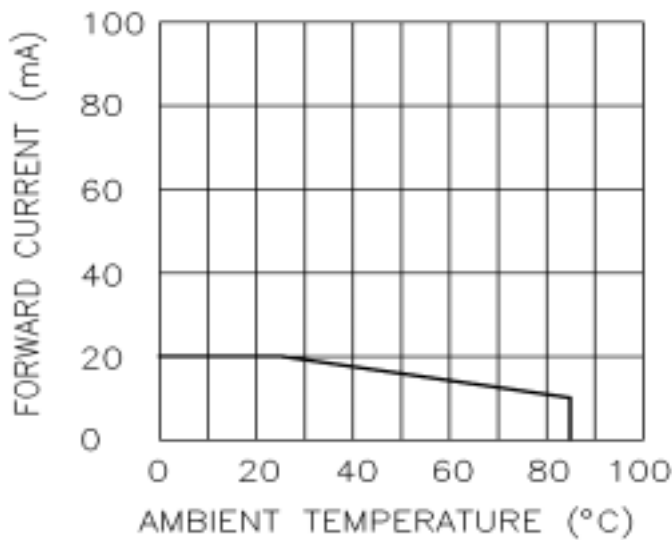
**Forward Current vs. Applied Voltage**



**Luminous Intensity vs. Forward Current**



**Forward Current vs. Ambient Temperature**



**Relative Intensity vs. Wavelength**

