



# LT18A3-83-UBC2

# 5.0MM ROUND LAMP

## Features

- \* LOW CURRENT REQUIREMENTS
- \* HIGH LIGHT OUTPUT
- \* RELIABLE AND RUGGED
- \* IC COMPATIBLE

## Absolute Maximum Ratings at $T_A=25^\circ\text{C}$

REVERSE VOLTAGE (<math> <100 \mu\text{A}</math>)	4.0V
D.C. FORWARD CURRENT	30mA
PULSE CURRENT (1/10 DUTY CYCLE, 0.1 ms PULSE WIDTH)	100 mA
OPERATING TEMPERATURE RANGE	-25°C TO +85°C
STORAGE TEMPERATURE RANGE	-25°C TO +100°C
LEAD SOLDERING TEMP. (1.6mm FROM BODY)	260°C FOR 5 SEC.

## Electrical/Optical Characteristics at $T_A=25^\circ\text{C}$

PART NUMBER	LED CHIP		LENS COLOR	WAVELENGTH TYP. $I_F @ 20\text{mA}$ (nm)		FORWARD VOLTAGE @20mA(V)		LUMINOUS INTENSITY @20mA(mcd)		VIEW ANGLE $2\theta_{1/2}$ (deg)
	MATERIAL	EMITTING COLOR		$\lambda_p$	$\lambda_d$	TYP.	MAX.	MIN.	TYP.	
LT18A3-83-UBC2	AlGaInP	REDDISH ORANGE	W.C.	$620 \pm 5$	$615 \pm 5$	2.1	2.4	1500	2500	10

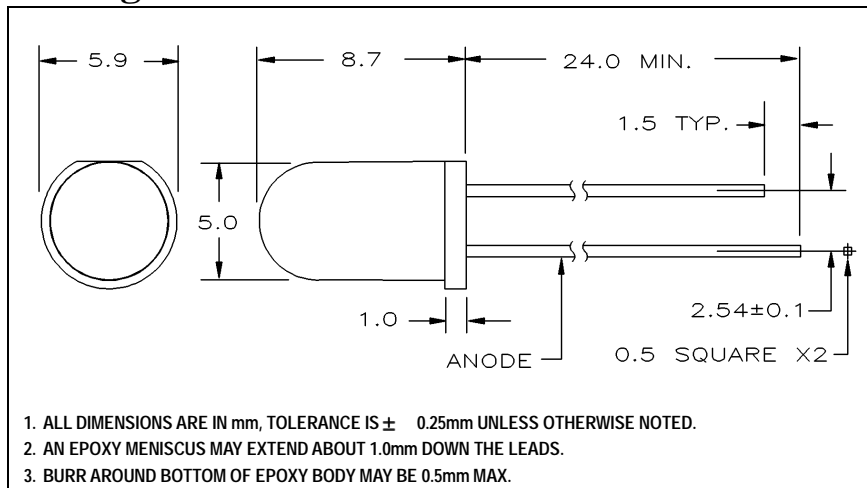
(1) LENS COLOR

W.C....WATER CLEAR

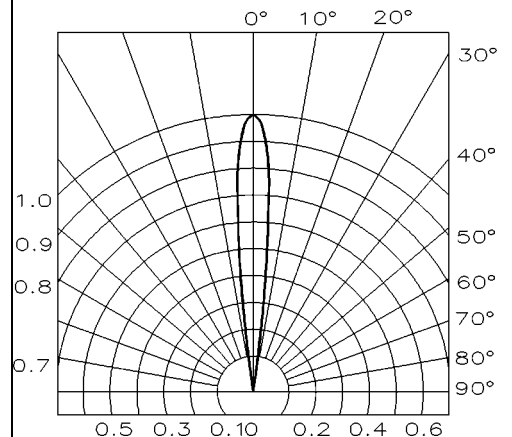
(2) SPECIFICATIONS ARE SUBJECT TO CHANGE WITHOUT NOTICE.

(3) ALL ABOVE COMPONENTS ARE CONSIDERED . DEVIATIONS FROM STATED SPECIFICATIONS WILL REQUIRE A NEW PART NUMBER BE ASSIGNED .

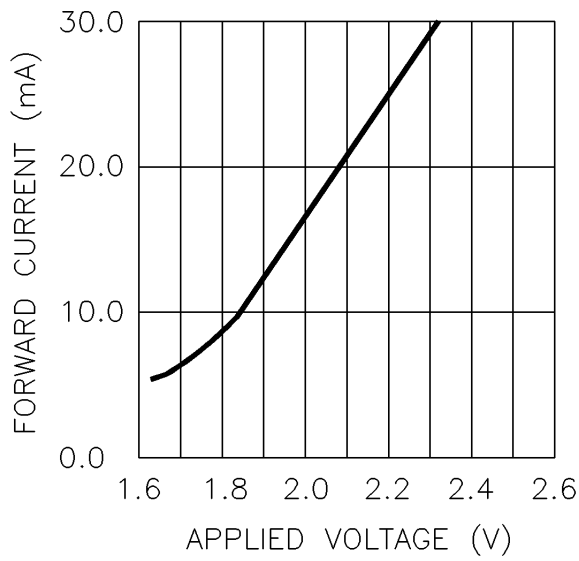
## Package Dimensions



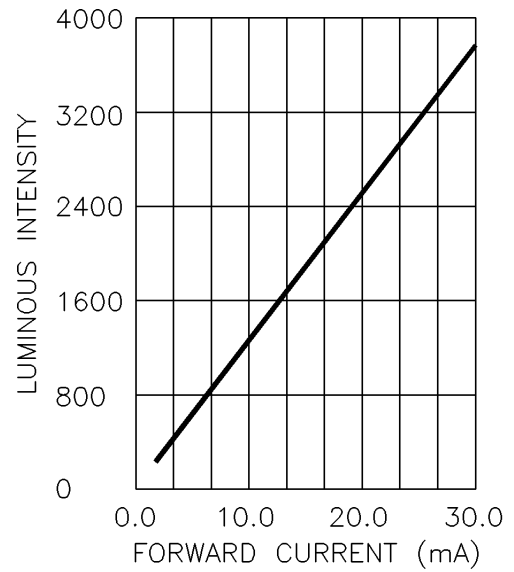
## Radiation Pattern



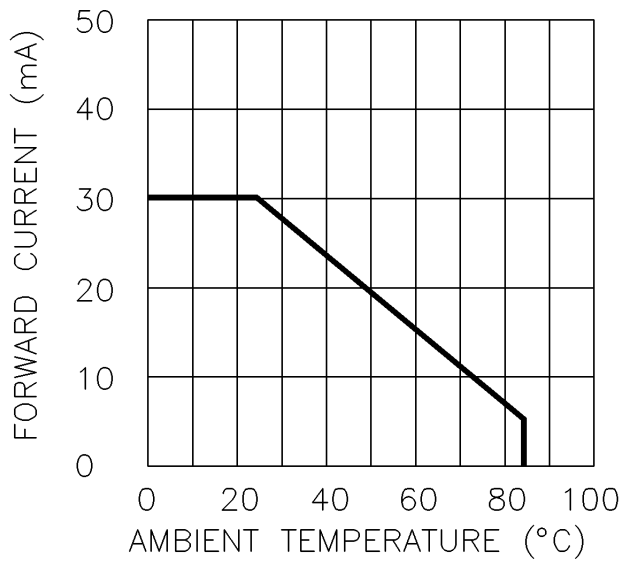
**Forward Current vs. Applied Voltage**



**Luminous Intensity vs. Forward Current**



**Forward Current vs. Ambient Temperature**



**Relative Intensity vs. Wavelength**

